

No. Malaria total Summary report: SMRU Migrant:Oct - Sep - 2015

Start Date End Date
 Reporting Period 01-Oct-14 01-Sep-15

Month	Diagnosis	Site																			
		MKT				MRC				WPA				MKK				TKY			
		0-4 Years	5-15 Years	>15 Years	Total	0-4 Years	5-15 Years	>15 Years	Total	0-4 Years	5-15 Years	>15 Years	Total	0-4 Years	5-15 Years	>15 Years	Total	0-4 Years	5-15 Years	>15 Years	Total
Oct to Sep	Lower respiratory tract infection	346	276	180	802	171	107	116	394	289	61	57	407	95	19	64	178	0	0	0	0
	Upper respiratory tract infection	407	240	285	912	168	199	167	534	851	425	581	1867	108	87	139	334	0	0	0	0
	Watery Diarrhoea	210	24	43	277	45	10	12	67	194	15	50	259	32	5	4	41	0	0	0	0
	Bloody diarrhoea	24	4	16	44	13	0	6	19	7	0	1	8	2	2	1	5	0	0	0	0
	Typhoid	12	25	30	67	3	3	4	10	4	6	12	22	3	3	5	11	0	0	0	0
	Abscess/Wound/Burns	76	73	169	318	31	32	49	112	63	25	72	160	11	15	33	59	0	0	0	0
	Skin diseases	144	73	84	301	54	35	36	125	121	70	114	305	9	7	15	31	0	0	0	0
	Meningitis	3	1	0	4	0	0	0	0	0	0	0	0	0	0	0	0	0	0	0	0
	Measles	0	1	0	1	0	0	0	0	1	0	1	2	0	0	0	0	0	0	0	0
	UTI	7	3	112	122	1	0	30	31	13	6	67	86	1	0	13	14	0	0	0	0
	B1 deficiency	3	0	51	54	1	0	8	9	2	1	26	29	0	0	19	19	0	0	0	0
	Worms	85	71	85	241	55	79	55	189	267	275	329	871	9	17	11	37	0	0	0	0
	Others	1354	912	3099	5365	250	440	880	1570	1457	782	3440	5679	60	69	346	475	0	0	0	0
	Total	2671	1503	4134	8308	792	905	1363	3060	3269	1666	4759	9694	330	224	650	1204	0	0	0	0

Respiratory infections total Summary report: SMRU Migrant : Oct 2014-Sep 2015

Month	Site	AgeGroup	Upper Respiratory	Lower Respiratory	Pneumonia(O PD)	Pneumonia(IPD)	Total	Deaths
Oct to Sep	MKT	< 1 Year	261	29	95	24	409	0
		1-4 Years	257	14	172	13	456	0
		5-14 Years	306	11	50	2	502	0
		>=15 Years	332	147	20	3	369	0
	MRC	< 1 Year	67	15	50	1	133	0
		1-4 Years	106	7	98	0	211	0
		5-14 Years	176	25	75	0	276	0
		>=15 Years	182	113	16	0	301	0
	WPA	< 1 Year	419	18	117	21	575	0
		1-4 Years	406	11	111	9	537	0
		5-14 Years	390	4	50	2	446	1
		>=15 Years	636	18	30	4	688	0
	MKK	< 1 Year	38	11	26	2	77	0
		1-4 Years	59	1	52	2	114	0
		5-14 Years	77	3	11	0	91	0
		>=15 Years	101	47	8	0	156	0
Total	3813	474	971	83	5341	1		

Clinic	Cause of death
MKT (6)	Shock (Hypovolemia)
	Unknown
	Cardio pulmonary arrest
	Meconium Aspiration
	Respiratory Failure
	Birth Asphyxia (most likely meconium aspiration)
WPA (14)	NEC
	Respiratory Failure
	Chronic Obstructive Pulmonary Disease
	Necrotising Enterocolitis
	Hypoglycemia, renal failure
	Prematurity
	Very Severe Pneumonia
	Cardiorespiratory arrest
	Sepsis
	Poisoning
	Respiratory Failure
	Very severe pneumonia
	Fulminant Hepatitis
	Myocardial Infection

Clinic	Cause of death
Other WPATB(16)	Acute on Chronic Respiratory Failure
	Lung Cancer
	Advanced stage of HIV/AIDS
	Asphyxia
	Respiratory Failure
	Fulminant hepatic failure
	Cardiorespiratory arrest
	MDRTB with disseminated extrapulmonary TB to abdomen and kidneys
	Unknown (died at home)
	Cardiac arrest
	Respiratory failure with pneumothorax, emphysema and collapsed lung
	Cardiac arrest and hypovolemic shock due to massive haemoptysis
	Respiratory failure with predisposing preXDR-TB with extensive lung damage
	Severe immunosuppression
	Cardiogenic shock
	Acute myocardial infarct with cardiogenic shock
Other KKTB (5)	Cardiac arrest
	Severe wasting with general debility? Ca Colon
	Sept I cemia
	Unknown
Sepsis	

No. Malaria total Summary report: SMRU Migrant: Oct-2013-September-2014

Month		Age						Total
		<5y		5-15y		>15y		
		Male	Female	Male	Female	Male	Female	
Oct-14	Lower respiratory tract infection	36	43	4	5	6	10	104
	Upper respiratory tract infection	26	12	18	17	9	21	103
	Watery diarrhoea	5	5	0	0	0	2	12
	Bloody diarrhoea	1	0	0	0	0	0	1
	Typhoid	1	0	1	0	1	0	3
	Abscess/Wound/Burns	2	2	3	2	13	1	23
	Skin diseases	4	5	6	2	4	4	25
	Meningitis	0	0	0	0	0	0	0
	Measles	0	0	0	0	0	0	0
	UTI	0	0	0	0	4	5	9
	B1 deficiency	0	1	0	0	1	1	3
	Worms	3	3	3	4	4	4	21
	Others	62	53	42	19	101	156	433
Total	140	124	77	49	143	204	737	
Nov-14	Lower respiratory tract infection	11	7	2	3	4	3	30
	Upper respiratory tract infection	23	13	7	8	14	17	82
	Watery diarrhoea	6	2	0	0	0	1	9
	Bloody diarrhoea	0	0	0	0	0	2	2
	Typhoid	0	3	0	0	1	2	6
	Abscess/Wound/Burns	3	2	4	1	7	3	20
	Skin diseases	10	4	4	1	3	2	24
	Meningitis	0	0	0	0	0	0	0
	Measles	0	0	0	0	0	0	0
	UTI	2	0	0	0	0	9	11
	B1 deficiency	0	0	0	0	1	6	7
	Worms	3	5	1	2	1	3	15
	Others	46	51	30	29	80	124	360
Total	104	87	48	44	111	172	566	
Dec-14	Lower respiratory tract infection	12	4	1	1	8	2	28
	Upper respiratory tract infection	23	15	4	6	8	6	62
	Watery diarrhoea	24	11	1	0	0	2	38
	Bloody diarrhoea	3	0	1	0	1	0	5
	Typhoid	0	0	0	0	4	1	5
	Abscess/Wound/Burns	3	2	1	1	16	7	30
	Skin diseases	6	6	0	1	3	0	16
	Meningitis	1	0	0	0	0	0	1
	Measles	0	0	0	0	0	0	0
	UTI	0	0	0	0	2	5	7
	B1 deficiency	0	0	0	0	2	4	6
	Worms	1	3	2	6	2	2	16
	Others	63	41	21	23	91	126	365
Total	136	82	31	38	137	155	579	
Jan-15	Lower respiratory tract infection	13	8	3	2	7	4	37
	Upper respiratory tract infection	0	0	0	0	0	0	0
	Watery diarrhoea	0	0	0	0	0	0	0
	Bloody diarrhoea	0	0	0	0	0	0	0
	Typhoid	0	0	0	0	0	0	0
	Abscess/Wound/Burns	0	0	0	0	0	0	0
	Skin diseases	0	0	0	0	0	0	0
	Meningitis	0	0	0	0	0	0	0
	Measles	0	0	0	0	0	0	0
	UTI	0	0	0	0	0	0	0
	B1 deficiency	0	0	0	0	0	0	0
	Worms	0	0	0	0	0	0	0
	Others	0	0	0	0	0	0	0
Total	13	8	3	2	7	4	37	

No. Malaria total Summary report: SMRU Migrant: Oct-2013-September-2014

Month	Diagnosis	Age						Total
		0-4y		5-15y		>15y		
		Male	Female	Male	Female	Male	Female	
Feb-15	Lower respiratory tract infection	8	4	1	1	7	5	26
	Upper respiratory tract infection	19	9	10	3	9	9	59
	Watery diarrhoea	8	9	1	1	2	0	21
	Bloody diarrhoea	4	0	0	0	1	0	5
	Typhoid	0	0	0	0	0	0	0
	Abscess/Wound/Burns	2	1	2	0	5	6	16
	Skin diseases	8	3	2	2	6	5	26
	Meningitis	0	0	0	0	0	0	0
	Measles	0	0	0	0	0	0	0
	UTI	0	0	0	0	0	2	2
	B1 deficiency	0	0	0	0	0	5	5
	Worms	2	4	3	2	3	4	18
	Others	34	36	22	11	72	114	289
	Total	85	66	41	20	105	150	467
Mar-15	Lower respiratory tract infection	10	3	4	3	3	9	32
	Upper respiratory tract infection	28	12	11	7	6	9	73
	Watery diarrhoea	9	15	0	1	3	1	29
	Bloody diarrhoea	2	0	1	0	0	4	7
	Typhoid	0	0	1	1	1	0	3
	Abscess/Wound/Burns	2	3	2	2	7	4	20
	Skin diseases	3	1	2	3	2	6	17
	Meningitis	0	0	0	0	0	0	0
	Measles	0	0	0	0	0	0	0
	UTI	0	0	0	0	6	6	12
	B1 deficiency	0	0	0	0	1	2	3
	Worms	2	6	1	4	3	6	22
	Others	67	57	26	24	63	109	346
	Total	123	97	48	45	95	156	564
Apr-15	Lower respiratory tract infection	9	10	0	1	3	6	29
	Upper respiratory tract infection	14	9	6	8	6	7	50
	Watery diarrhoea	9	6	1	0	1	2	19
	Bloody diarrhoea	0	0	0	1	0	0	1
	Typhoid	0	0	2	1	0	1	4
	Abscess/Wound/Burns	1	4	6	2	7	3	23
	Skin diseases	6	6	5	3	2	2	24
	Meningitis	0	0	0	0	0	0	0
	Measles	0	0	0	0	0	0	0
	UTI	0	2	0	0	2	15	19
	B1 deficiency	0	0	0	0	0	1	1
	Worms	6	6	1	3	0	4	20
	Others	48	50	38	30	68	133	367
	Total	93	93	59	49	89	174	557
May-15	Lower respiratory tract infection	9	11	5	0	4	2	31
	Upper respiratory tract infection	11	12	15	12	8	10	68
	Watery diarrhoea	9	6	3	2	0	4	24
	Bloody diarrhoea	1	1	0	0	1	0	3
	Typhoid	1	0	1	2	1	0	5
	Abscess/Wound/Burns	4	1	4	2	9	6	26
	Skin diseases	9	3	1	8	0	4	25
	Meningitis	0	0	1	0	0	0	1
	Measles	0	0	0	0	0	0	0
	UTI	0	2	0	0	0	5	7
	B1 deficiency	1	1	0	0	1	1	4
	Worms	9	3	6	4	4	9	35
	Others	60	52	32	36	107	174	461
	Total	114	92	68	66	135	215	690

No. Malaria total Summary report: SMRU Migrant: Oct-2013-September-2014

Month	Diagnosis	Age						Total
		0-4y		5-15y		>15y		
		Male	Female	Male	Female	Male	Female	
Jun-15	Lower respiratory tract infection	14	17	15	3	6	8	63
	Upper respiratory tract infection	13	15	15	16	7	13	79
	Watery diarrhoea	10	7	1	3	3	5	29
	Bloody diarrhoea	1	4	0	0	0	0	5
	Typhoid	1	0	1	2	1	4	9
	Abscess/Wound/Burns	1	1	5	3	7	8	25
	Skin diseases	6	9	5	5	4	7	36
	Meningitis	0	0	0	0	0	0	0
	Measles	0	0	0	0	0	0	0
	UTI	0	0	0	0	1	2	3
	B1 deficiency	0	0	0	0	0	4	4
	Worms	6	3	6	5	10	11	41
	Others	78	65	83	71	161	153	611
	Total	130	121	131	108	200	215	905
Jul-15	Lower respiratory tract infection	17	12	4	1	7	9	50
	Upper respiratory tract infection	20	16	11	15	16	18	96
	Watery diarrhoea	8	8	1	2	0	5	24
	Bloody diarrhoea	0	3	0	0	0	1	4
	Typhoid	2	2	3	2	1	5	15
	Abscess/Wound/Burns	9	5	6	5	8	8	41
	Skin diseases	8	5	5	3	3	10	34
	Meningitis	0	0	0	0	0	0	0
	Measles	0	0	0	0	0	0	0
	UTI	1	0	0	0	3	10	14
	B1 deficiency	0	0	0	0	3	3	6
	Worms	0	0	0	0	0	0	0
	Others	62	67	64	70	169	265	697
	Total	127	118	94	98	210	334	981
Aug-15	Lower respiratory tract infection	30	14	5	4	22	14	89
	Upper respiratory tract infection	27	11	12	14	9	22	95
	Watery diarrhoea	13	5	2	0	5	1	26
	Bloody diarrhoea	0	1	0	0	0	2	3
	Typhoid	2	0	6	1	1	1	11
	Abscess/Wound/Burns	6	3	9	3	12	10	43
	Skin diseases	10	9	3	5	1	2	30
	Meningitis	1	0	0	0	0	0	1
	Measles	0	0	0	1	0	0	1
	UTI	0	0	0	3	4	12	19
	B1 deficiency	0	0	0	0	1	3	4
	Worms	3	3	5	3	1	3	18
	Others	83	73	68	65	172	249	710
	Total	175	119	110	99	228	319	1050
Sep-15	Lower respiratory tract infection	24	20	4	4	16	15	83
	Upper respiratory tract infection	16	13	12	7	9	18	75
	Watery diarrhoea	7	2	2	2	1	3	17
	Bloody diarrhoea	2	0	0	1	1	1	5
	Typhoid	0	0	1	0	2	2	5
	Abscess/Wound/Burns	6	5	2	1	10	6	30
	Skin diseases	8	6	3	2	4	2	25
	Meningitis	0	0	0	0	0	0	0
	Measles	0	0	0	0	0	0	0
	UTI	0	0	0	0	0	11	11
	B1 deficiency	0	0	0	0	2	3	5
	Worms	3	3	5	3	0	2	16
	Others	65	71	48	33	122	194	533
	Total	131	120	77	53	167	257	805

No. Malaria total Summary report: SMRU Migrant: Oct-2013-September-2014

Month	Age							Total
	<5y		5-15y		>15y			
	Male	Female	Male	Female	Male	Female		
Oct-14	Lower respiratory tract infection	10	5	1	3	5	4	28
	Upper respiratory tract infection	10	7	3	10	2	8	40
	Watery diarrhoea	5	1	0	1	0	1	8
	Bloody diarrhoea	0	0	0	0	0	0	0
	Typhoid	0	0	0	0	0	0	0
	Abscess/Wound/Burns	0	0	0	2	1	3	6
	Skin diseases	2	5	3	1	1	0	12
	Meningitis	0	0	0	0	0	0	0
	Measles	0	0	0	0	0	0	0
	UTI	0	0	0	0	1	2	3
	B1 deficiency	0	0	0	0	0	3	3
	Worms	3	3	1	5	2	0	14
	Others	15	11	8	12	26	41	113
Total	45	32	16	34	38	62	227	
Nov-14	Lower respiratory tract infection	8	9	0	3	6	2	28
	Upper respiratory tract infection	7	2	2	8	1	0	20
	Watery diarrhoea	1	0	0	0	3	0	4
	Bloody diarrhoea	1	0	0	0	0	0	1
	Typhoid	0	0	0	0	0	0	0
	Abscess/Wound/Burns	1	3	1	3	2	3	13
	Skin diseases	1	4	1	1	1	2	10
	Meningitis	0	0	0	0	0	0	0
	Measles	0	0	0	0	0	0	0
	UTI	1	0	0	0	0	2	3
	B1 deficiency	0	0	0	0	0	0	0
	Worms	0	0	3	1	0	0	4
	Others	6	3	8	10	23	37	87
Total	26	21	15	26	36	46	170	
Dec-14	Lower respiratory tract infection	8	3	5	3	4	7	30
	Upper respiratory tract infection	7	6	6	9	4	11	43
	Watery diarrhoea	5	1	0	2	0	0	8
	Bloody diarrhoea	2	1	0	0	0	1	4
	Typhoid	0	0	0	0	1	0	1
	Abscess/Wound/Burns	1	0	0	0	1	1	3
	Skin diseases	1	2	3	4	0	0	10
	Meningitis	0	0	0	0	0	0	0
	Measles	0	0	0	0	0	0	0
	UTI	0	0	0	0	0	0	0
	B1 deficiency	0	0	0	0	0	1	1
	Worms	0	0	0	0	0	0	0
	Others	7	5	8	3	20	28	71
Total	31	18	22	21	30	49	171	
Jan-15	Lower respiratory tract infection	7	7	3	2	4	7	30
	Upper respiratory tract infection	11	4	4	5	4	6	34
	Watery diarrhoea	2	2	1	0	0	0	5
	Bloody diarrhoea	1	0	0	0	1	0	2
	Typhoid	0	0	0	0	0	0	0
	Abscess/Wound/Burns	1	0	0	0	2	1	4
	Skin diseases	1	1	1	0	0	2	5
	Meningitis	0	0	0	0	0	0	0
	Measles	0	0	0	0	0	0	0
	UTI	0	0	0	0	0	1	1
	B1 deficiency	0	0	0	0	1	1	2
	Worms	2	2	1	5	2	7	19
	Others	8	10	5	11	22	38	94
Total	33	26	15	23	36	63	196	

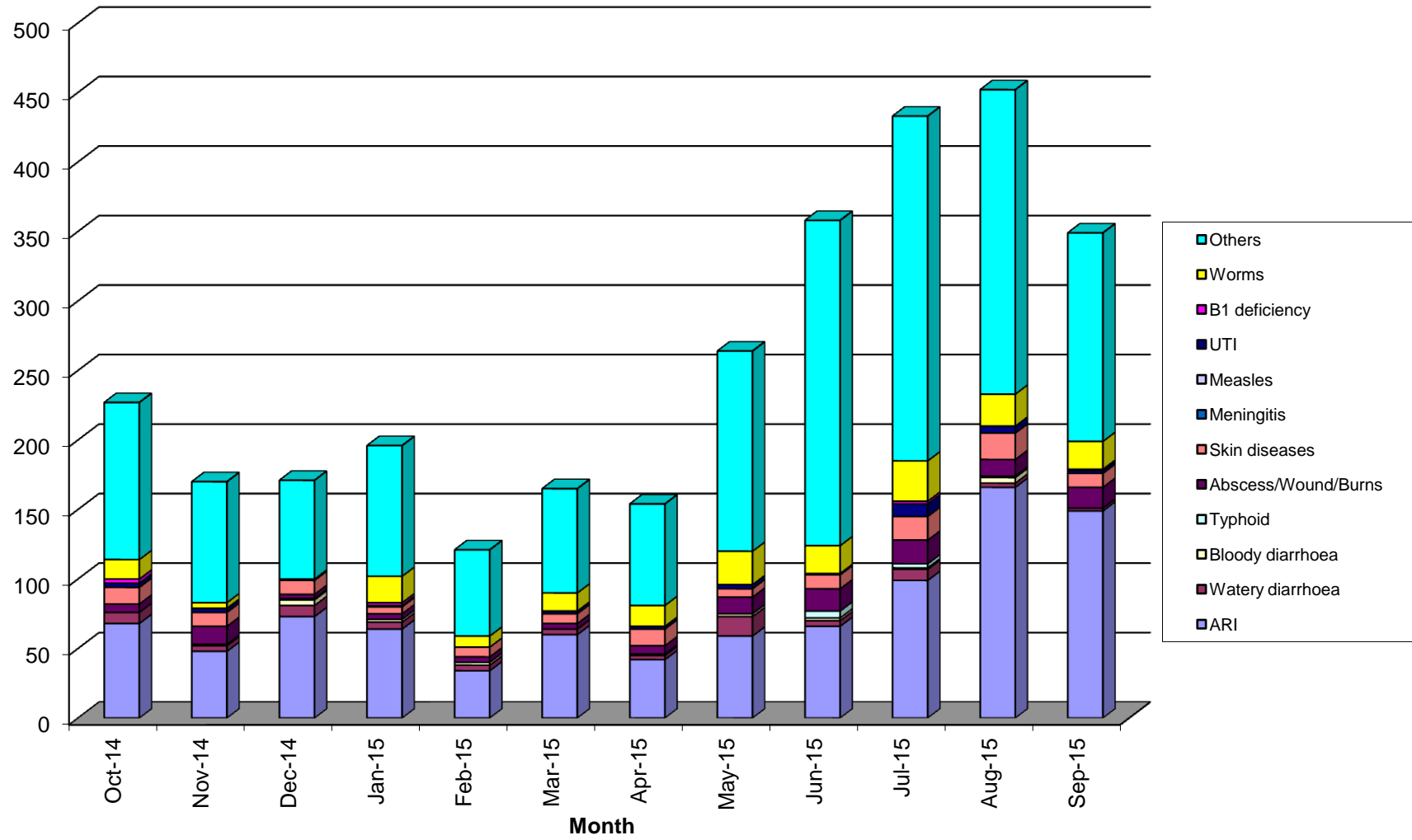
No. Malaria total Summary report: SMRU Migrant: Oct-2013-September-2014

Month	Diagnosis	Age						Total
		0-4y		5-15y		>15y		
		Male	Female	Male	Female	Male	Female	
Feb-15	Lower respiratory tract infection	3	1	0	2	2	4	12
	Upper respiratory tract infection	5	4	1	5	2	5	22
	Watery diarrhoea	2	1	1	0	0	0	4
	Bloody diarrhoea	0	0	0	0	1	1	2
	Typhoid	0	0	0	0	0	0	0
	Abscess/Wound/Burns	0	0	1	0	0	3	4
	Skin diseases	1	1	1	1	0	3	7
	Meningitis	0	0	0	0	0	0	0
	Measles	0	0	0	0	0	0	0
	UTI	0	0	0	0	0	0	0
	B1 deficiency	0	0	0	0	0	0	0
	Worms	3	2	1	1	0	1	8
	Others	6	7	3	9	13	24	62
Total	20	16	8	18	18	41	121	
Mar-15	Lower respiratory tract infection	9	5	1	1	6	1	23
	Upper respiratory tract infection	8	5	3	9	5	7	37
	Watery diarrhoea	2	1	0	1	0	0	4
	Bloody diarrhoea	0	0	0	0	0	0	0
	Typhoid	0	0	0	0	0	0	0
	Abscess/Wound/Burns	2	0	0	0	1	1	4
	Skin diseases	0	0	1	1	2	3	7
	Meningitis	0	0	0	0	0	0	0
	Measles	0	0	0	0	0	0	0
	UTI	0	0	0	0	0	2	2
	B1 deficiency	0	0	0	0	0	0	0
	Worms	2	1	0	6	4	0	13
	Others	8	8	10	4	10	35	75
Total	31	20	15	22	28	49	165	
Apr-15	Lower respiratory tract infection	5	2	1	1	0	2	11
	Upper respiratory tract infection	4	2	7	10	6	2	31
	Watery diarrhoea	1	1	0	0	0	1	3
	Bloody diarrhoea	0	0	0	0	0	1	1
	Typhoid	0	0	0	0	0	0	0
	Abscess/Wound/Burns	0	1	0	0	4	1	6
	Skin diseases	2	4	4	0	1	1	12
	Meningitis	0	0	0	0	0	0	0
	Measles	0	0	0	0	0	0	0
	UTI	0	0	0	0	0	2	2
	B1 deficiency	0	0	0	0	0	0	0
	Worms	2	3	5	2	1	2	15
	Others	4	7	11	14	12	25	73
Total	18	20	28	27	24	37	154	
May-15	Lower respiratory tract infection	8	3	3	4	1	4	23
	Upper respiratory tract infection	6	4	9	8	4	5	36
	Watery diarrhoea	2	5	3	1	3	0	14
	Bloody diarrhoea	0	2	0	0	0	0	2
	Typhoid	0	0	0	0	0	0	0
	Abscess/Wound/Burns	2	0	5	2	2	1	12
	Skin diseases	0	2	2	1	1	0	6
	Meningitis	0	0	0	0	0	0	0
	Measles	0	0	0	0	0	0	0
	UTI	0	0	0	0	0	3	3
	B1 deficiency	0	0	0	0	0	0	0
	Worms	2	1	10	7	2	2	24
	Others	14	10	18	19	28	55	144
Total	34	27	50	42	41	70	264	

No. Malaria total Summary report: SMRU Migrant: Oct-2013-September-2014

Month	Diagnosis	Age						Total
		0-4y		5-15y		>15y		
		Male	Female	Male	Female	Male	Female	
Jun-15	Lower respiratory tract infection	6	8	2	2	0	3	21
	Upper respiratory tract infection	6	8	7	11	6	7	45
	Watery diarrhoea	4	0	0	0	0	0	4
	Bloody diarrhoea	0	2	0	0	0	0	2
	Typhoid	1	1	2	0	1	0	5
	Abscess/Wound/Burns	1	2	3	5	3	2	16
	Skin diseases	2	2	1	0	2	3	10
	Meningitis	0	0	0	0	0	0	0
	Measles	0	0	0	0	0	0	0
	UTI	0	0	0	0	0	1	1
	B1 deficiency	0	0	0	0	0	0	0
	Worms	6	5	4	1	2	2	20
Others	16	17	43	37	42	79	234	
Total	42	45	62	56	56	97	358	
Jul-15	Lower respiratory tract infection	6	4	4	6	6	3	29
	Upper respiratory tract infection	10	11	11	17	13	8	70
	Watery diarrhoea	4	1	0	0	3	0	8
	Bloody diarrhoea	0	0	0	0	0	1	1
	Typhoid	0	1	0	0	1	1	3
	Abscess/Wound/Burns	2	1	1	3	7	3	17
	Skin diseases	6	3	3	1	1	3	17
	Meningitis	0	0	0	0	0	0	0
	Measles	0	0	0	0	0	0	0
	UTI	0	0	0	0	1	8	9
	B1 deficiency	0	0	0	0	0	2	2
	Worms	3	5	4	7	4	6	29
Others	14	22	36	44	51	81	248	
Total	45	48	59	78	87	116	433	
Aug-15	Lower respiratory tract infection	17	8	17	18	9	16	85
	Upper respiratory tract infection	14	8	12	20	14	13	81
	Watery diarrhoea	1	1	0	0	0	1	3
	Bloody diarrhoea	2	2	0	0	0	0	4
	Typhoid	0	0	0	1	0	0	1
	Abscess/Wound/Burns	2	1	2	3	4	0	12
	Skin diseases	8	1	1	1	2	6	19
	Meningitis	0	0	0	0	0	0	0
	Measles	0	0	0	0	0	0	0
	UTI	0	0	0	0	0	5	5
	B1 deficiency	0	0	0	0	0	0	0
	Worms	2	4	3	7	3	4	23
Others	14	16	40	42	43	64	219	
Total	60	41	75	92	75	109	452	
Sep-15	Lower respiratory tract infection	16	13	15	10	10	10	74
	Upper respiratory tract infection	11	8	8	14	11	23	75
	Watery diarrhoea	1	1	0	0	0	0	2
	Bloody diarrhoea	0	0	0	0	0	0	0
	Typhoid	0	0	0	0	0	0	0
	Abscess/Wound/Burns	6	5	0	1	0	3	15
	Skin diseases	3	2	1	2	0	2	10
	Meningitis	0	0	0	0	0	0	0
	Measles	0	0	0	0	0	0	0
	UTI	0	0	0	0	0	2	2
	B1 deficiency	0	1	0	0	0	0	1
	Worms	1	3	3	2	4	7	20
Others	15	7	22	23	34	49	150	
Total	53	40	49	52	59	96	349	

Munruchai Non Malaria Chart



No. Malaria total Summary report: SMRU Migrant: Oct-2013-September-2014

Month	Age							Total
	<5y		5-15y		>15y			
	Male	Female	Male	Female	Male	Female		
Oct-14	Lower respiratory tract infection	36	47	4	3	4	1	95
	Upper respiratory tract infection	66	54	26	18	22	25	211
	Watery diarrhoea	5	3	1	0	0	5	14
	Bloody diarrhoea	1	1	0	0	0	0	2
	Typhoid	0	0	0	0	1	0	1
	Abscess/Wound/Burns	5	2	1	2	5	1	16
	Skin diseases	8	1	3	3	7	3	25
	Meningitis	0	0	0	0	0	0	0
	Measles	0	0	0	0	0	0	0
	UTI	1	1	1	0	3	8	14
	B1 deficiency	0	0	0	0	3	3	6
	Worms	11	12	12	10	13	10	68
	Others	52	55	24	16	90	164	401
Total	185	176	72	52	148	220	853	
Nov-14	Lower respiratory tract infection	15	10	2	3	3	1	34
	Upper respiratory tract infection	41	21	2	15	16	9	104
	Watery diarrhoea	2	1	0	0	1	1	5
	Bloody diarrhoea	0	0	0	0	0	0	0
	Typhoid	0	0	0	0	0	0	0
	Abscess/Wound/Burns	2	4	0	0	2	1	9
	Skin diseases	8	2	5	4	3	3	25
	Meningitis	0	0	0	0	0	0	0
	Measles	0	0	0	0	0	0	0
	UTI	1	0	0	0	0	0	1
	B1 deficiency	0	0	0	0	1	0	1
	Worms	9	9	3	13	10	14	58
	Others	51	34	18	16	58	124	301
Total	129	81	30	51	94	153	538	
Dec-14	Lower respiratory tract infection	6	4	2	1	2	1	16
	Upper respiratory tract infection	32	26	17	8	15	25	123
	Watery diarrhoea	7	7	1	1	2	3	21
	Bloody diarrhoea	0	0	0	0	0	0	0
	Typhoid	0	0	0	0	0	0	0
	Abscess/Wound/Burns	3	2	1	0	3	2	11
	Skin diseases	2	10	2	0	4	5	23
	Meningitis	0	0	0	0	0	0	0
	Measles	0	0	0	0	0	0	0
	UTI	0	0	1	0	3	4	8
	B1 deficiency	0	1	1	0	0	6	8
	Worms	10	11	3	11	13	12	60
	Others	52	54	25	19	70	175	395
Total	112	115	53	40	112	233	665	
Jan-15	Lower respiratory tract infection	8	2	4	0	3	0	17
	Upper respiratory tract infection	37	26	11	13	19	30	136
	Watery diarrhoea	30	27	1	1	2	4	65
	Bloody diarrhoea	0	2	0	0	0	0	2
	Typhoid	0	1	0	0	0	0	1
	Abscess/Wound/Burns	1	0	0	0	0	3	4
	Skin diseases	7	3	3	2	3	3	21
	Meningitis	0	0	0	0	0	0	0
	Measles	0	1	0	0	0	0	1
	UTI	0	0	0	0	0	3	3
	B1 deficiency	0	0	0	0	1	1	2
	Worms	13	12	10	8	10	16	69
	Others	49	43	26	18	80	177	393
Total	145	117	55	42	118	237	714	

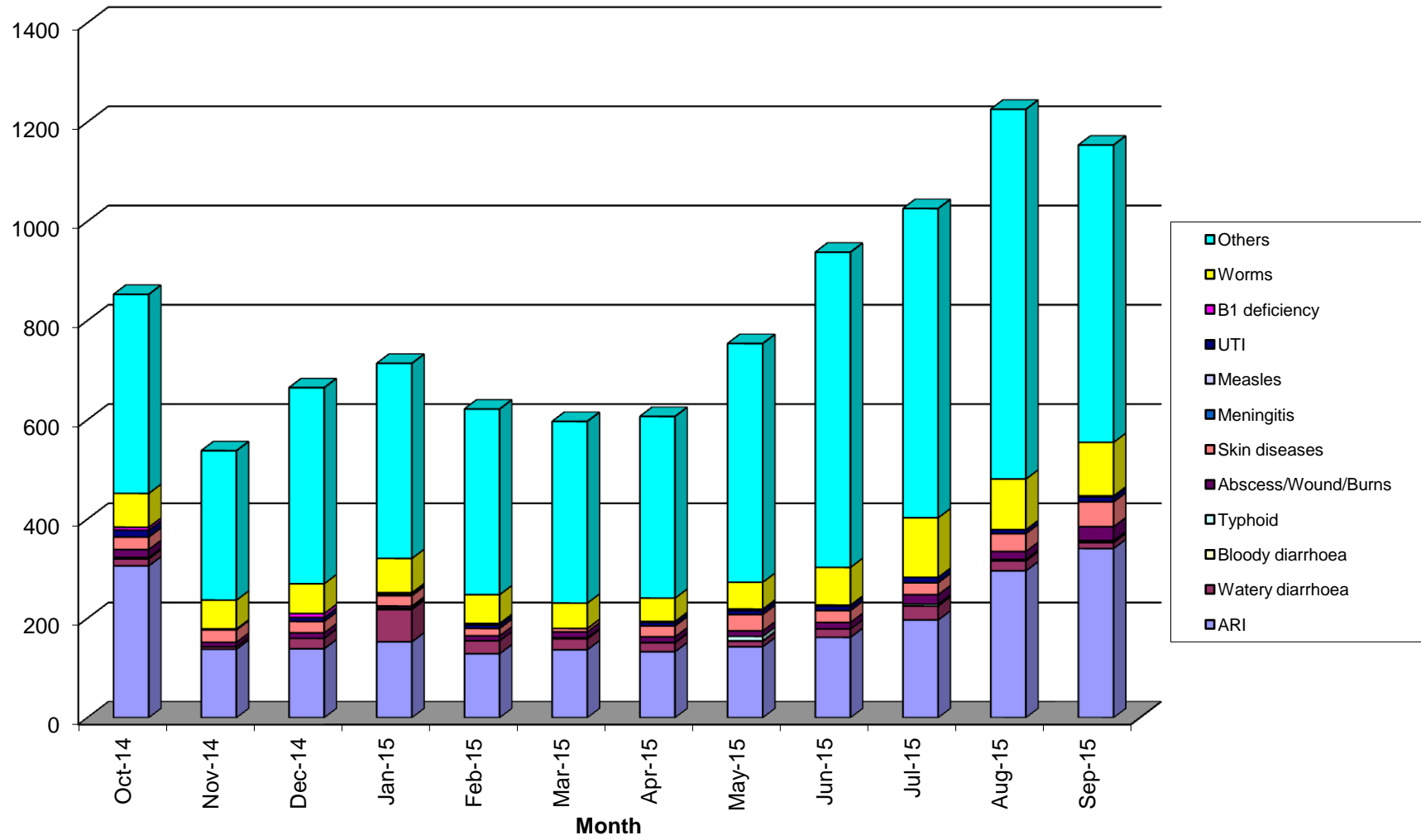
No. Malaria total Summary report: SMRU Migrant: Oct-2013-September-2014

Month	Diagnosis	Age						Total
		0-4y		5-15y		>15y		
		Male	Female	Male	Female	Male	Female	
Feb-15	Lower respiratory tract infection	4	3	1	0	2	4	14
	Upper respiratory tract infection	29	22	10	14	19	21	115
	Watery diarrhoea	14	11	0	0	0	1	26
	Bloody diarrhoea	0	0	0	0	0	0	0
	Typhoid	0	0	0	0	0	0	0
	Abscess/Wound/Burns	2	1	1	0	4	2	10
	Skin diseases	2	2	1	1	6	3	15
	Meningitis	0	0	0	0	0	0	0
	Measles	0	0	0	0	0	0	0
	UTI	0	0	0	0	1	6	7
	B1 deficiency	0	0	0	0	1	2	3
	Worms	10	6	8	11	10	13	58
	Others	52	60	19	19	84	140	374
Total	113	105	40	45	127	192	622	
Mar-15	Lower respiratory tract infection	11	8	0	1	0	3	23
	Upper respiratory tract infection	22	22	11	5	25	29	114
	Watery diarrhoea	11	6	0	1	2	2	22
	Bloody diarrhoea	0	1	0	0	0	0	1
	Typhoid	0	0	1	0	0	0	1
	Abscess/Wound/Burns	4	3	2	0	1	2	12
	Skin diseases	1	3	1	0	1	1	7
	Meningitis	0	0	0	0	0	0	0
	Measles	0	0	0	0	0	0	0
	UTI	0	0	0	0	0	0	0
	B1 deficiency	0	0	0	0	0	0	0
	Worms	10	5	9	8	9	10	51
	Others	58	59	24	22	64	139	366
Total	117	107	48	37	102	186	597	
Apr-15	Lower respiratory tract infection	13	6	0	3	0	0	22
	Upper respiratory tract infection	31	21	10	13	15	21	111
	Watery diarrhoea	6	6	0	0	2	4	18
	Bloody diarrhoea	0	0	0	0	0	0	0
	Typhoid	0	0	0	0	1	0	1
	Abscess/Wound/Burns	2	1	2	1	5	0	11
	Skin diseases	6	8	1	3	2	2	22
	Meningitis	0	0	0	0	0	0	0
	Measles	0	0	0	0	0	0	0
	UTI	2	0	0	0	3	2	7
	B1 deficiency	0	0	0	0	1	1	2
	Worms	7	10	4	7	8	11	47
	Others	60	49	17	24	82	134	366
Total	127	101	34	51	119	175	607	
May-15	Lower respiratory tract infection	9	8	1	2	5	0	25
	Upper respiratory tract infection	34	25	11	15	15	18	118
	Watery diarrhoea	6	3	1	0	1	0	11
	Bloody diarrhoea	0	1	0	0	0	0	1
	Typhoid	0	1	1	4	2	1	9
	Abscess/Wound/Burns	2	3	0	1	3	2	11
	Skin diseases	11	5	4	3	5	5	33
	Meningitis	0	0	0	0	0	0	0
	Measles	0	0	0	0	0	0	0
	UTI	0	1	0	0	2	5	8
	B1 deficiency	0	0	0	0	1	2	3
	Worms	10	9	5	12	8	10	54
	Others	66	50	31	35	121	178	481
Total	138	106	54	72	163	221	754	

No. Malaria total Summary report: SMRU Migrant: Oct-2013-September-2014

Month	Diagnosis	Age						Total
		0-4y		5-15y		>15y		
		Male	Female	Male	Female	Male	Female	
Jun-15	Lower respiratory tract infection	9	7	4	3	0	1	24
	Upper respiratory tract infection	37	24	9	11	22	35	138
	Watery diarrhoea	6	3	1	0	5	2	17
	Bloody diarrhoea	0	0	0	0	0	0	0
	Typhoid	0	0	0	0	0	0	0
	Abscess/Wound/Burns	5	1	1	1	2	3	13
	Skin diseases	3	3	2	5	6	5	24
	Meningitis	0	0	0	0	0	0	0
	Measles	0	0	0	0	0	0	0
	UTI	0	1	0	0	1	7	9
	B1 deficiency	1	0	0	0	1	0	2
	Worms	12	10	15	12	12	15	76
	Others	75	70	55	59	152	224	635
Total	148	119	87	91	201	292	938	
Jul-15	Lower respiratory tract infection	10	9	3	2	2	3	29
	Upper respiratory tract infection	36	34	26	22	18	32	168
	Watery diarrhoea	12	8	2	1	3	2	28
	Bloody diarrhoea	0	0	0	0	0	0	0
	Typhoid	0	0	0	0	2	2	4
	Abscess/Wound/Burns	5	2	1	1	6	4	19
	Skin diseases	6	2	3	2	5	6	24
	Meningitis	0	0	0	0	0	0	0
	Measles	0	0	0	0	0	0	0
	UTI	2	1	1	0	2	5	11
	B1 deficiency	0	0	0	0	0	0	0
	Worms	20	12	25	19	24	20	120
	Others	71	67	56	39	165	225	623
Total	162	135	117	86	227	299	1026	
Aug-15	Lower respiratory tract infection	10	13	5	9	4	8	49
	Upper respiratory tract infection	43	37	42	42	32	51	247
	Watery diarrhoea	8	5	2	0	4	1	20
	Bloody diarrhoea	0	0	0	0	0	0	0
	Typhoid	0	2	0	0	1	0	3
	Abscess/Wound/Burns	4	0	4	2	4	2	16
	Skin diseases	9	3	4	7	3	10	36
	Meningitis	0	0	0	0	0	0	0
	Measles	0	0	0	0	0	0	0
	UTI	1	1	1	0	0	5	8
	B1 deficiency	0	0	0	0	0	0	0
	Worms	8	17	20	14	18	25	102
	Others	92	85	82	68	153	265	745
Total	175	163	160	142	219	367	1226	
Sep-15	Lower respiratory tract infection	25	16	5	3	5	5	59
	Upper respiratory tract infection	56	75	32	42	31	46	282
	Watery diarrhoea	3	4	1	1	0	3	12
	Bloody diarrhoea	1	0	0	0	1	0	2
	Typhoid	0	0	0	0	0	2	2
	Abscess/Wound/Burns	5	4	1	3	8	7	28
	Skin diseases	11	5	6	5	9	14	50
	Meningitis	0	0	0	0	0	0	0
	Measles	0	0	0	0	0	0	0
	UTI	0	1	0	2	1	6	10
	B1 deficiency	0	0	0	0	0	2	2
	Worms	13	21	15	21	10	28	108
	Others	86	67	34	36	138	238	599
Total	200	193	94	113	203	351	1154	

Wang Pa Non Malaria Chart



No. Malaria total Summary report: SMRU Migrant: Oct-2013-September-2014

Month	Age							Total
	<5y		5-15y		>15y			
	Male	Female	Male	Female	Male	Female		
Oct-14	Lower respiratory tract infection	10	13	5	1	7	4	40
	Upper respiratory tract infection	9	15	14	8	12	10	68
	Watery diarrhoea	1	1	2	0	0	2	6
	Bloody diarrhoea	0	0	1	0	0	0	1
	Typhoid	1	1	0	0	1	0	3
	Abscess/Wound/Burns	0	0	4	0	3	0	7
	Skin diseases	1	1	0	0	3	4	9
	Meningitis	0	0	0	0	0	0	0
	Measles	0	0	0	0	0	0	0
	UTI	0	0	0	0	0	0	0
	B1 deficiency	0	0	0	0	1	1	2
	Worms	0	0	1	0	0	1	2
	Others	6	3	2	2	22	40	75
Total	28	34	29	11	49	62	213	
Nov-14	Lower respiratory tract infection	8	6	2	3	5	2	26
	Upper respiratory tract infection	5	15	7	2	7	8	44
	Watery diarrhoea	0	1	0	1	0	0	2
	Bloody diarrhoea	0	0	0	0	0	0	0
	Typhoid	0	0	0	1	3	0	4
	Abscess/Wound/Burns	4	1	0	1	3	1	10
	Skin diseases	1	1	0	2	0	1	5
	Meningitis	0	0	0	0	0	0	0
	Measles	0	0	0	0	0	0	0
	UTI	0	0	0	0	0	1	1
	B1 deficiency	0	0	0	0	1	5	6
	Worms	0	0	5	2	1	0	8
	Others	2	2	2	3	24	25	58
Total	20	26	16	15	44	43	164	
Dec-14	Lower respiratory tract infection	3	5	0	2	6	2	18
	Upper respiratory tract infection	5	6	5	6	11	10	43
	Watery diarrhoea	6	3	0	0	0	0	9
	Bloody diarrhoea	1	0	0	0	1	0	2
	Typhoid	0	0	0	0	0	0	0
	Abscess/Wound/Burns	1	0	0	0	5	3	9
	Skin diseases	0	0	0	0	1	1	2
	Meningitis	0	0	0	0	0	0	0
	Measles	0	0	0	0	0	0	0
	UTI	0	0	0	0	0	0	0
	B1 deficiency	0	0	0	0	0	0	0
	Worms	0	1	0	1	1	0	3
	Others	0	3	3	1	15	25	47
Total	16	18	8	10	40	41	133	
Jan-15	Lower respiratory tract infection	4	3	0	1	7	5	20
	Upper respiratory tract infection	5	9	2	4	1	7	28
	Watery diarrhoea	4	2	0	0	0	1	7
	Bloody diarrhoea	0	0	0	0	0	0	0
	Typhoid	1	0	0	0	0	0	1
	Abscess/Wound/Burns	0	0	1	0	1	2	4
	Skin diseases	0	0	1	1	1	0	3
	Meningitis	0	0	0	0	0	0	0
	Measles	0	0	0	0	0	0	0
	UTI	0	0	0	0	3	1	4
	B1 deficiency	0	0	0	0	0	3	3
	Worms	0	1	0	0	0	1	2
	Others	4	4	4	5	16	26	59
Total	18	19	8	11	29	46	131	

No. Malaria total Summary report: SMRU Migrant: Oct-2013-September-2014

Month	Diagnosis	Age						Total
		0-4y		5-15y		>15y		
		Male	Female	Male	Female	Male	Female	
Feb-15	Lower respiratory tract infection	6	3	0	0	2	5	16
	Upper respiratory tract infection	2	6	2	3	6	3	22
	Watery diarrhoea	0	7	0	0	0	0	7
	Bloody diarrhoea	0	0	0	1	0	0	1
	Typhoid	0	0	0	0	0	0	0
	Abscess/Wound/Burns	1	0	1	0	1	0	3
	Skin diseases	0	0	0	0	0	0	0
	Meningitis	0	0	0	0	0	0	0
	Measles	0	0	0	0	0	0	0
	UTI	0	0	0	0	1	3	4
	B1 deficiency	0	0	0	0	2	0	2
	Worms	0	0	1	1	2	1	5
	Others	3	2	1	1	14	13	34
Total	12	18	5	6	28	25	94	
Mar-15	Lower respiratory tract infection	4	1	1	0	2	4	12
	Upper respiratory tract infection	4	4	1	0	1	5	15
	Watery diarrhoea	1	1	0	0	0	1	3
	Bloody diarrhoea	0	0	0	0	0	0	0
	Typhoid	0	0	0	0	0	0	0
	Abscess/Wound/Burns	0	1	0	0	1	0	2
	Skin diseases	0	0	0	0	0	0	0
	Meningitis	0	0	0	0	0	0	0
	Measles	0	0	0	0	0	0	0
	UTI	0	1	0	0	0	0	1
	B1 deficiency	0	0	0	0	0	0	0
	Worms	0	2	1	0	1	1	5
	Others	1	7	12	3	24	18	65
Total	10	17	15	3	29	29	103	
Apr-15	Lower respiratory tract infection	3	2	0	1	1	2	9
	Upper respiratory tract infection	0	4	3	2	1	4	14
	Watery diarrhoea	1	1	1	0	0	0	3
	Bloody diarrhoea	0	0	0	0	0	0	0
	Typhoid	0	0	0	2	0	0	2
	Abscess/Wound/Burns	2	0	2	1	2	2	9
	Skin diseases	0	0	0	1	0	0	1
	Meningitis	0	0	0	0	0	0	0
	Measles	0	0	0	0	0	0	0
	UTI	0	0	0	0	0	2	2
	B1 deficiency	0	0	0	0	1	1	2
	Worms	1	1	1	0	0	1	4
	Others	2	2	3	1	5	9	22
Total	9	10	10	8	10	21	68	
May-15	Lower respiratory tract infection	4	4	1	0	0	3	12
	Upper respiratory tract infection	3	7	8	8	5	4	35
	Watery diarrhoea	1	1	0	0	0	0	2
	Bloody diarrhoea	0	0	0	0	0	0	0
	Typhoid	0	0	0	0	1	0	1
	Abscess/Wound/Burns	0	0	2	1	1	1	5
	Skin diseases	1	3	1	0	0	0	5
	Meningitis	0	0	0	0	0	0	0
	Measles	0	0	0	0	0	0	0
	UTI	0	0	0	0	0	1	1
	B1 deficiency	0	0	0	0	1	1	2
	Worms	1	0	1	0	0	0	2
	Others	4	5	8	6	15	19	57
Total	14	20	21	15	23	29	122	

Malaria total Summary report: SMRU Migrant: Oct 2014 - September 2015

October 2014 - September 2015
 Total number of SCBU admissions

378

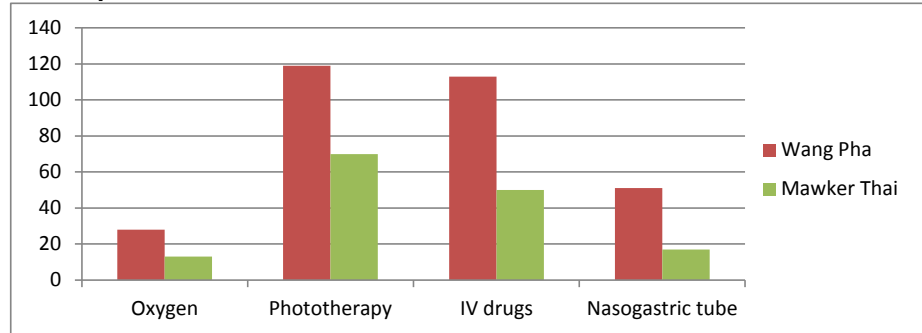
Oct-13 to Sep-14

	Wang Pha	Mawker Thai
Number of admissions	237	141
Median gestation (weeks)	153.7	153.6
Range gestation (weeks)	32-41,5	28-41,3
Median birth weight (kg)	2673.345	11.2
Range birth weight (kg)	1,52-4,28	1,15-3,84

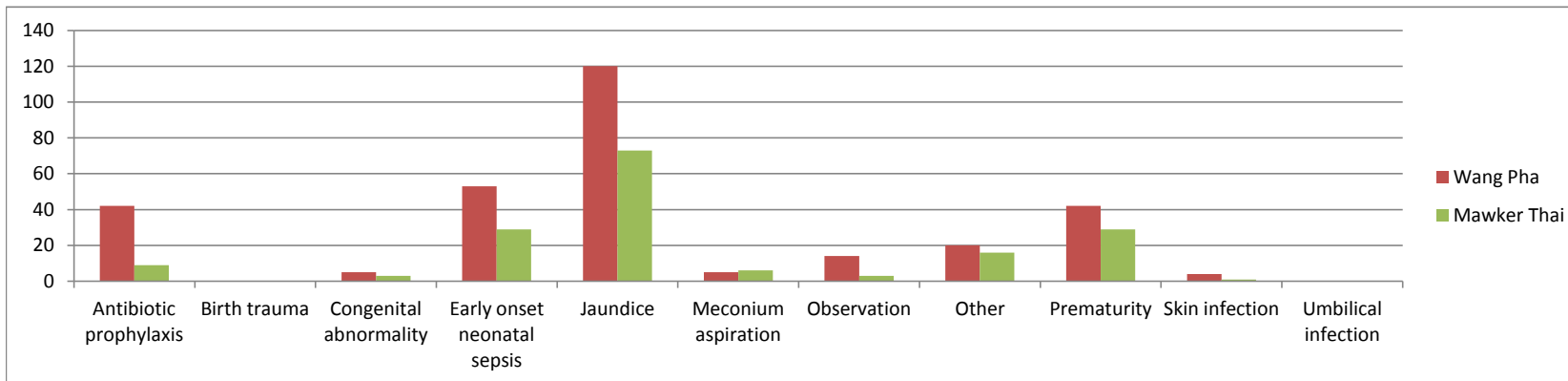
Neonatal Deaths in SCBU

	Wang Pha	Mawker Thai
< 28 weeks	0	0
28.0 - 36.7 weeks	1	1
> 37 weeks	1	1

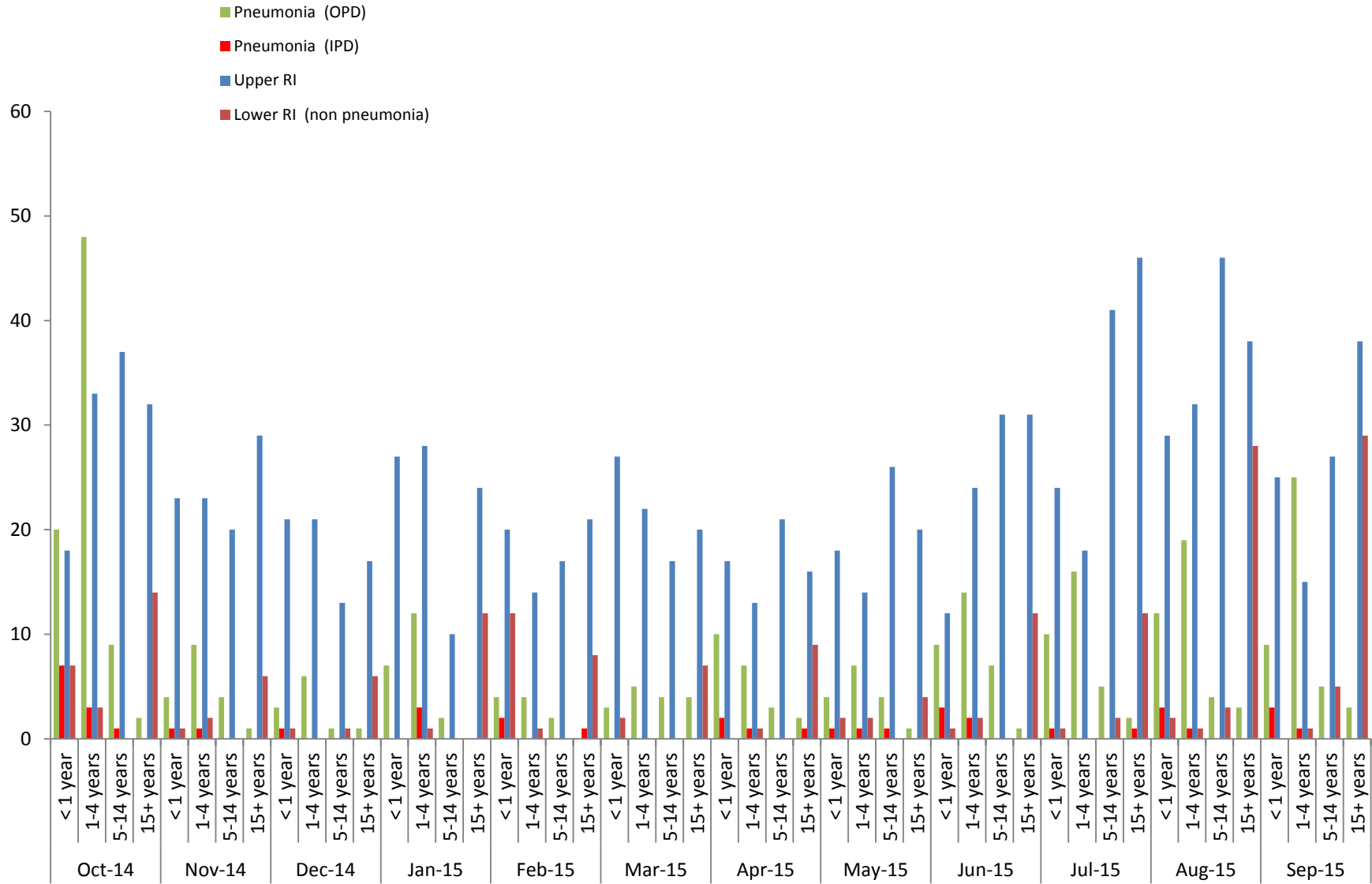
Intensity of care



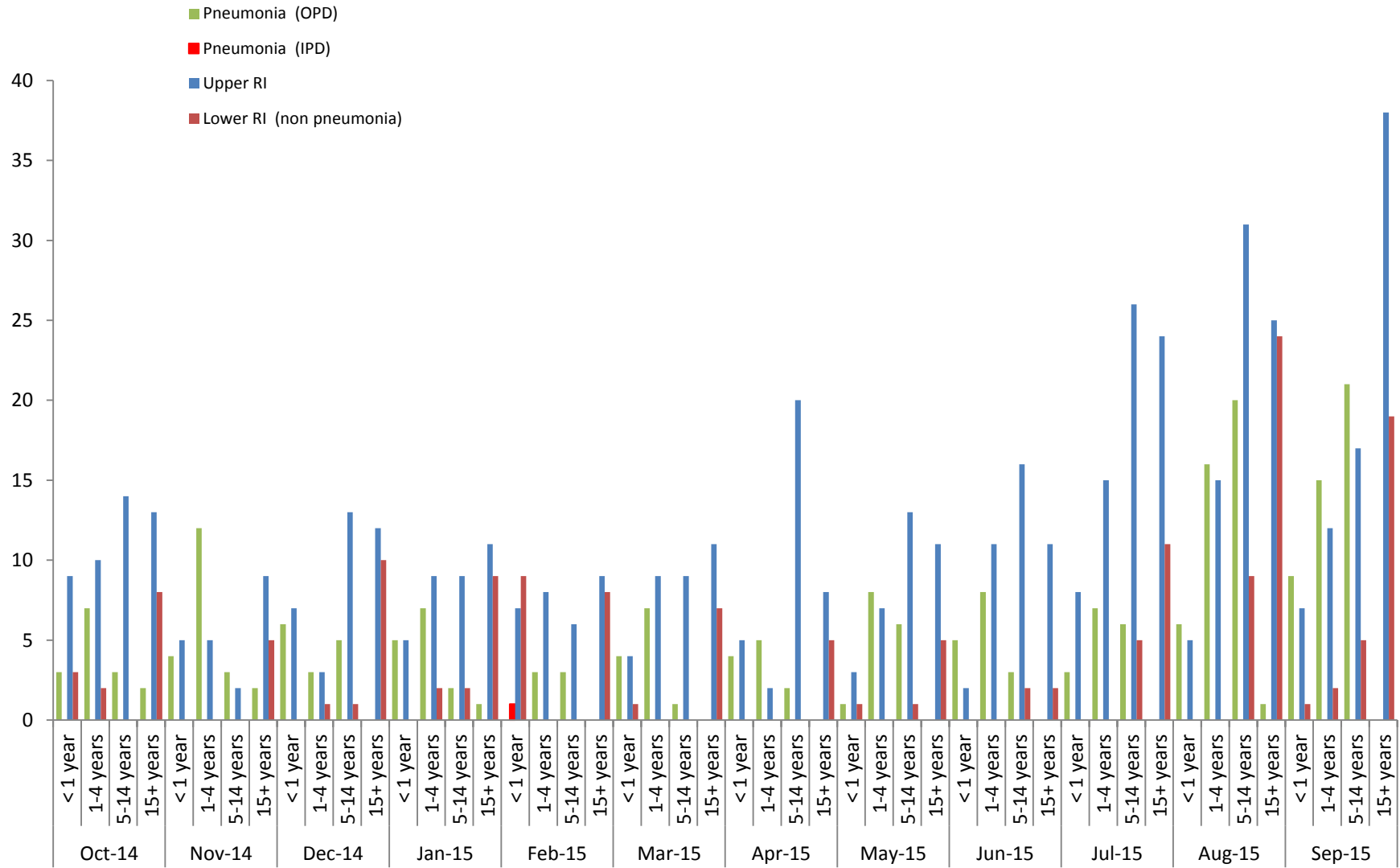
Respiratory infections total Summary report: SMRU Migrant : Oct 2014 - Sep 2015



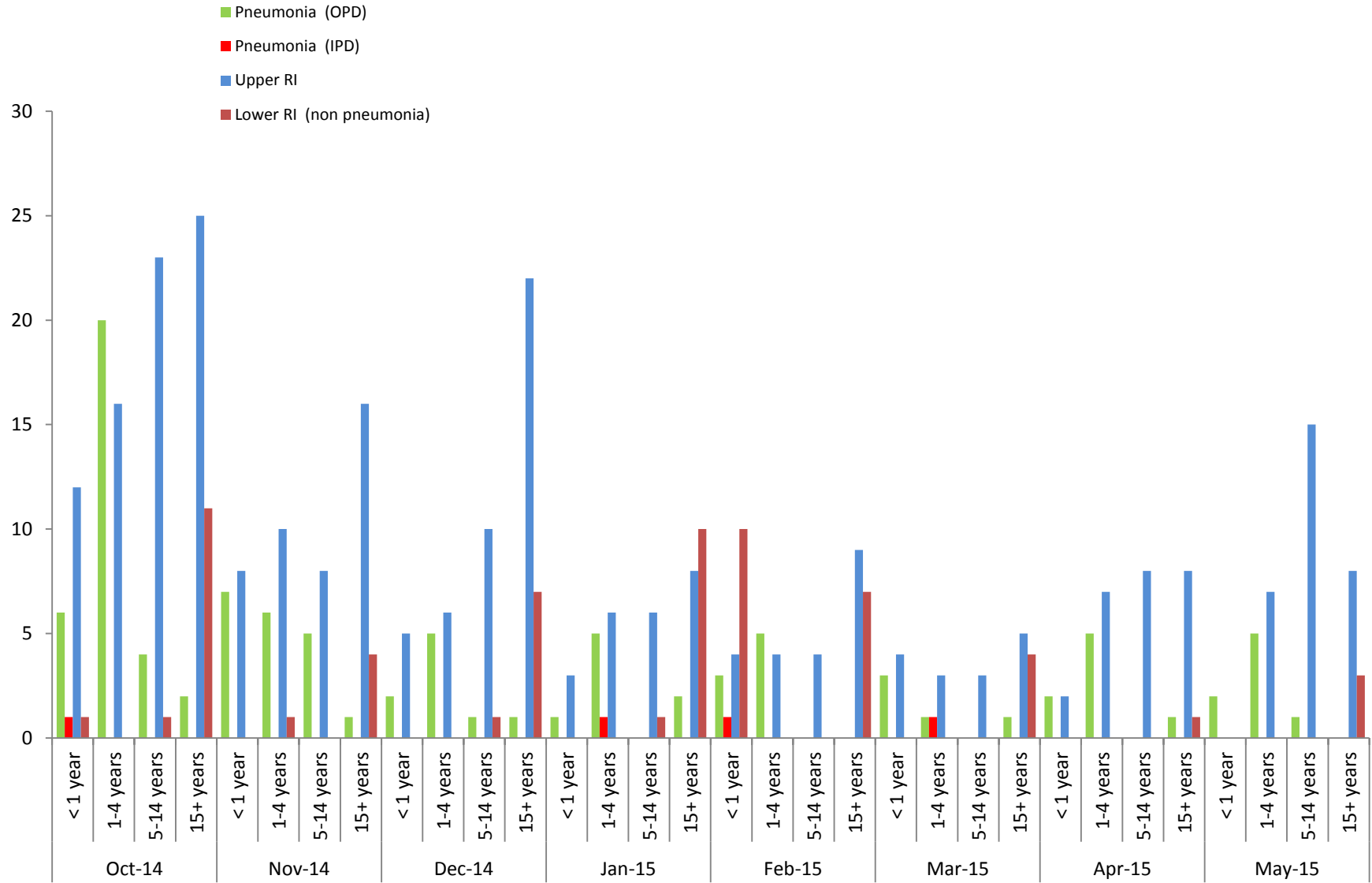
Maw Ker Thai Respiratory infection : October 2013-September 2014



Munrunchai Respiratory infection : October 2013-September 2014



Mae Kon Khen Respiratory infection : October 2013-September 2014



Wang Pa Respiratory infection : October 2013-September 2014

